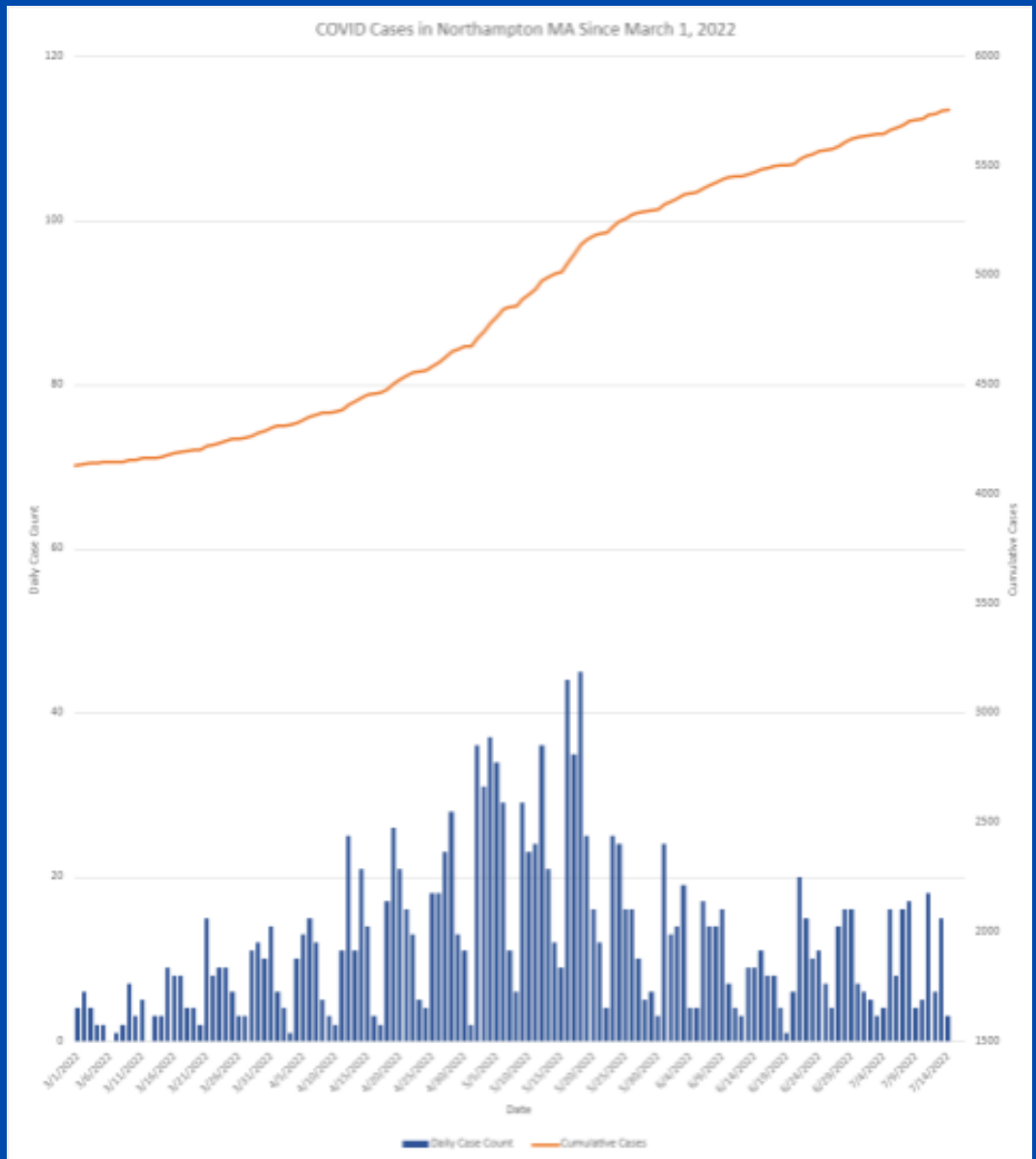


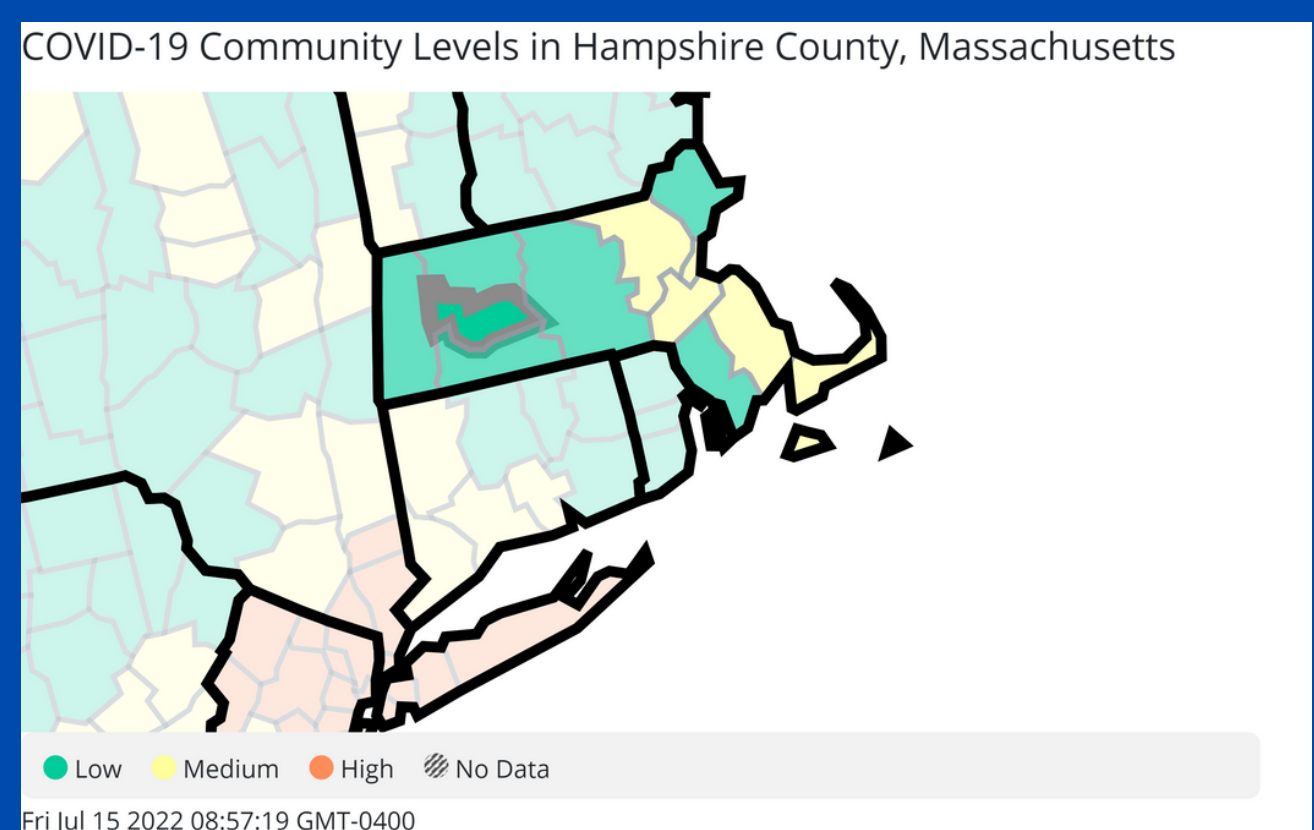
Weekly COVID-19 Dashboard

New Reported Cases in the Past 7 Days July 7 to July 13	7-Day Case Rate July 7 to July 13	14-Day Percent Positivity July 7 to July 13	New Positive Home Tests* July 7 to July 13	Current Active Cases**
81	277 cases per 100,000	5.4%	< 5	108
Percent Change Since Previous 7 Days	New Hospitalizations in the Past 7 Days*** July 7 to July 13	Total COVID-19 Hospitalizations**** 3/1/2020 to 7/15/22	Total Confirmed and Probable Deaths**** 3/1/2020 to 7/15/22	Vaccine Coverage (Primary Series/Booster)
65% Increase	< 5	185	100	81% / 58%



Hampshire County COVID-19 Community Level, Transmission, and Wastewater Surveillance

New Total Cases in Hampshire County July 7 to July 13	Hampshire County Case Rate July 7 to July 13	New COVID Hospitalizations Per 100,000 July 7 to July 13
263	163.5 cases per 100,000	6.7



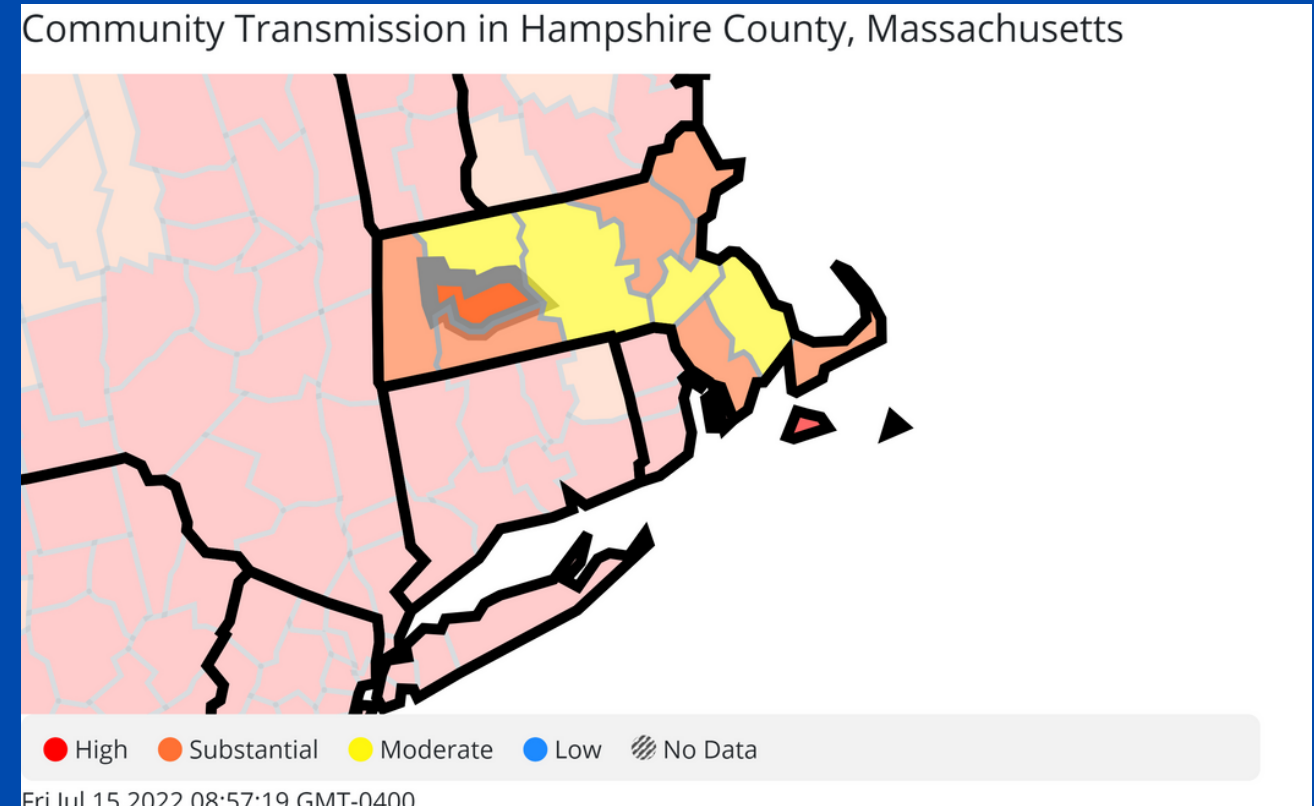
Percent Staffed Inpatient Beds Occupied by COVID+ Inpatients July 7 to July 13	Percent Change in Cases Since Previous 7 Days
4.2%	36% Increase

Hampshire County Community Level****

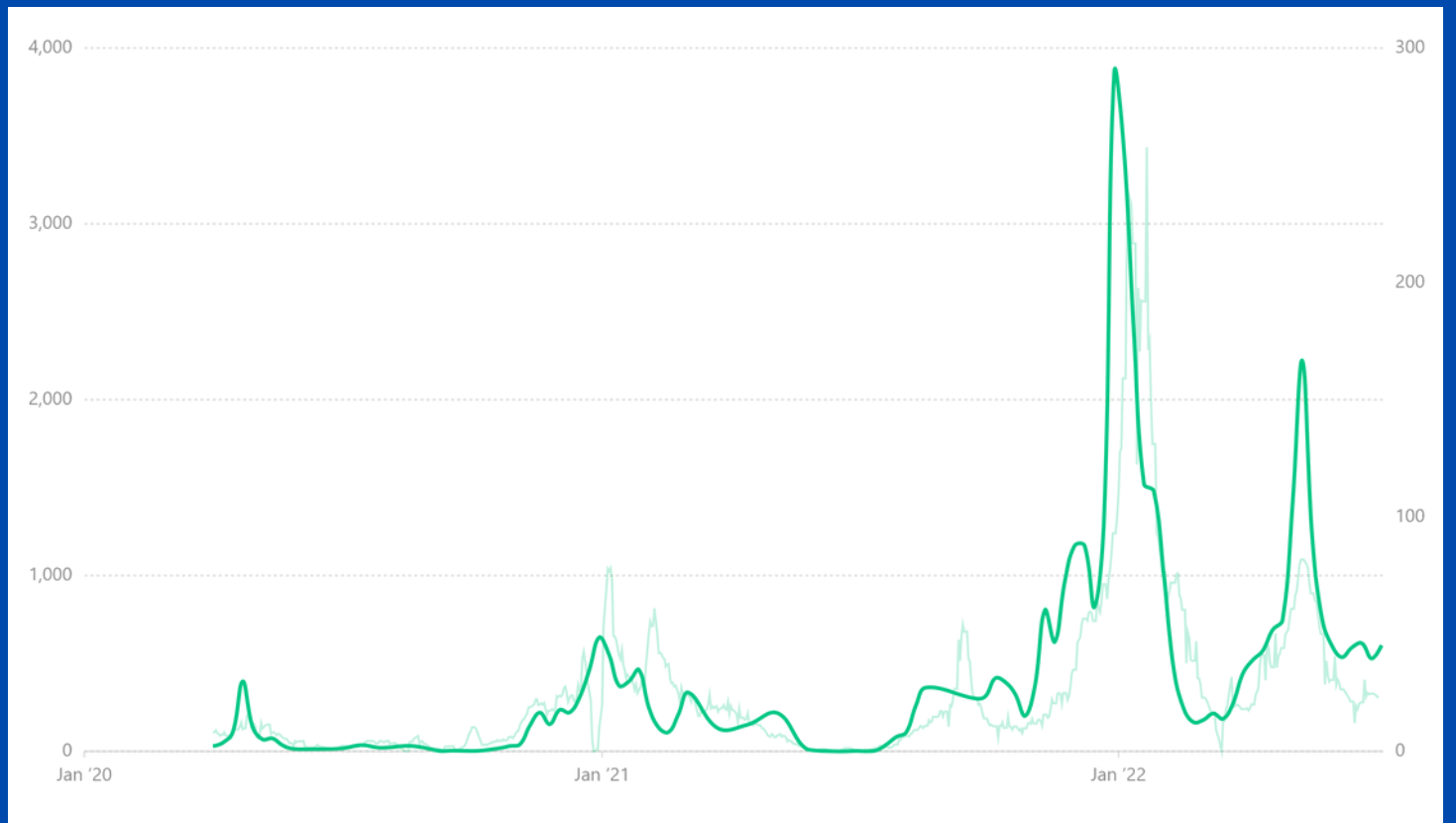
LOW

Community Transmission****

SUBSTANTIAL*
Per data collected directly from MAVEN during this time period, the 7-day case rate meets the "High" community transmission threshold. Per data collected from the CDC, which may be delayed or incomplete, the 7-day case rate meets the threshold for "Substantial" community transmission.



Hampshire County COVID Wastewater Surveillance Data*****
July 6, 2022



2.7% increase in COVID wastewater levels between June 29 and July 6, 2022

Northampton and Hampshire County case data are extracted from MAVEN, MDPH, CDC, and vitals statistics reporting. Presented data assumes that data sources are current and accurate as of the date they are reported. Data may be underreported or incomplete due to reporting delays or lack of reporting.

* Home tests are reported in addition to provider-reported cases. Calculated statistics, such as positivity rate and incidence rate, do not include self-tests performed at home or in other settings that are not required by law to report infectious disease results.

** Active cases are cases with reported positive molecular and antigen results, who are currently within their 10-day infectious period. Active Cases do not include at-home self tests.

*** Hospitalization and mortality data is calculated based on clinical data for confirmed, laboratory molecular tested cases of COVID-19 only. Clinical data is drawn from MAVEN surveillance reporting, individual patient report, and vitals statistics. Data may therefore be incomplete. Mortality and hospitalization data includes residents of congregate living facilities who may have had previous or permanent residence in another town/city.

**** Hampshire County Community Level and Community Transmission sourced from the CDC COVID Data Tracker. Note that case data may be incomplete and undercounted due to delayed reporting of test results.

***** COVID wastewater analysis data and graphics sourced from Biobot (biobot.io/data)