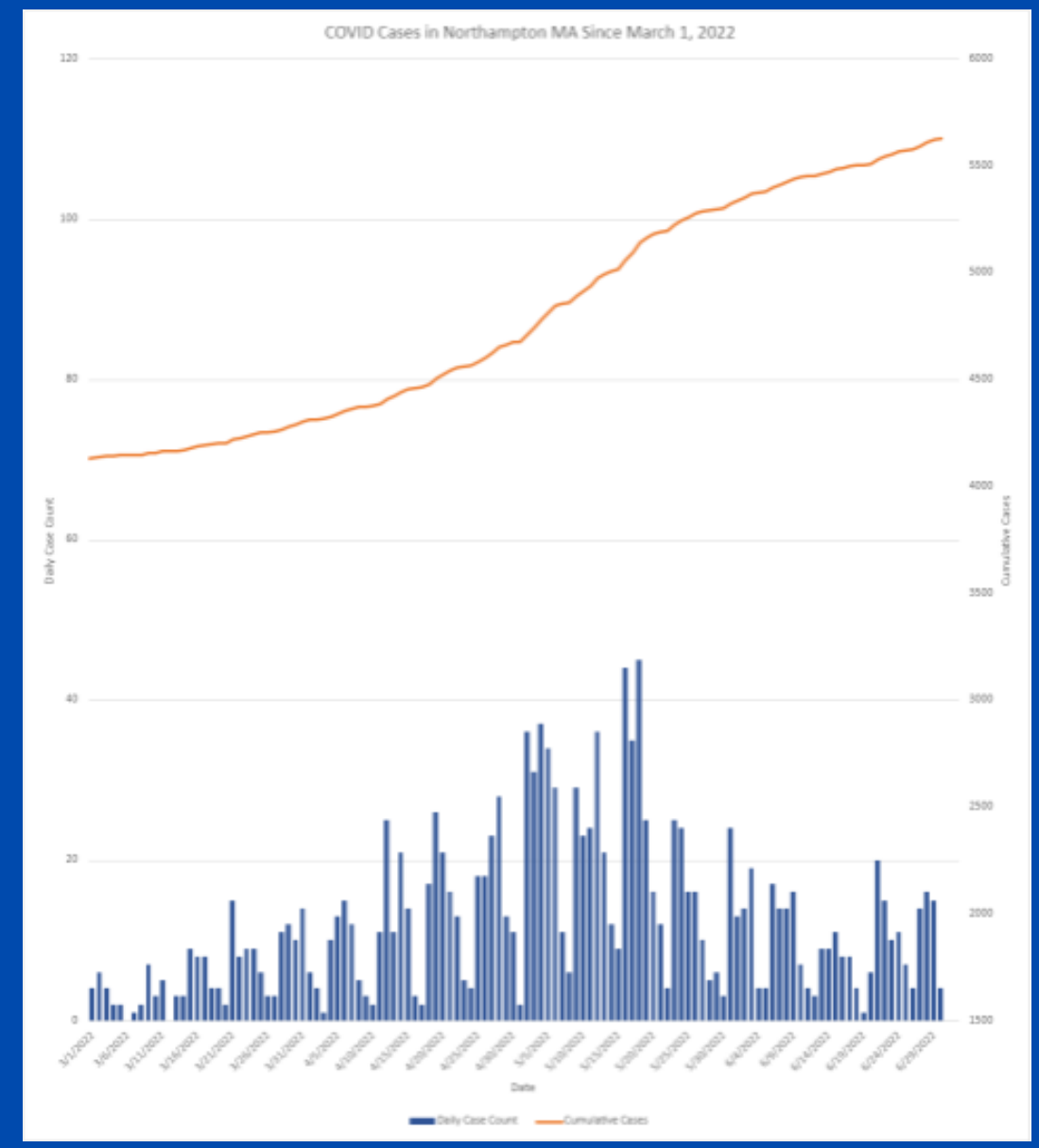


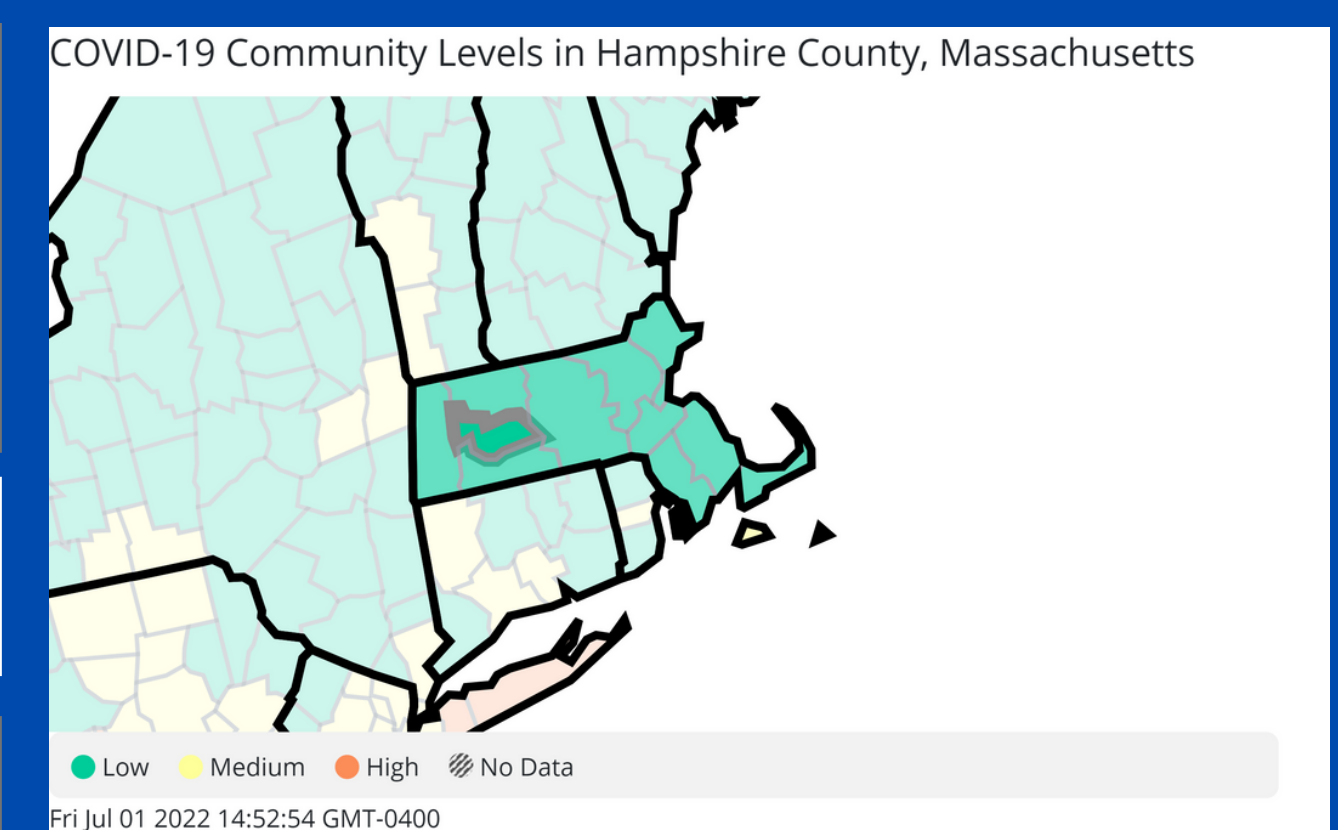
Weekly COVID-19 Dashboard

New Reported Cases in the Past 7 Days June 23 to June 29	7-Day Incident Rate June 23 to June 29	14-Day Percent Positivity June 23 to June 29	New Positive Home Tests* June 23 to June 29	Current Active Cases**
77	38 cases per day per 100,000	4.02%	8	116
Percent Change Since Previous 7 Days	New Hospitalizations in the Past 7 Days*** June 23 to June 29	Total COVID-19 Hospitalizations**** 3/1/2020 to 7/1/22	Total Confirmed and Probable Deaths**** 3/1/2020 to 7/1/22	Vaccine Coverage (Primary Series/Booster)
24% INCREASE	< 5	177	93	81% / 57%



Hampshire County COVID-19 Community Level, Transmission, and Wastewater Surveillance

New Total Cases in Hampshire County June 23 to June 29	Hampshire County Case Rate June 23 to June 29	New COVID Hospitalizations Per 100,000 June 23 to June 29
281	174 cases per 100,000 people	6.2



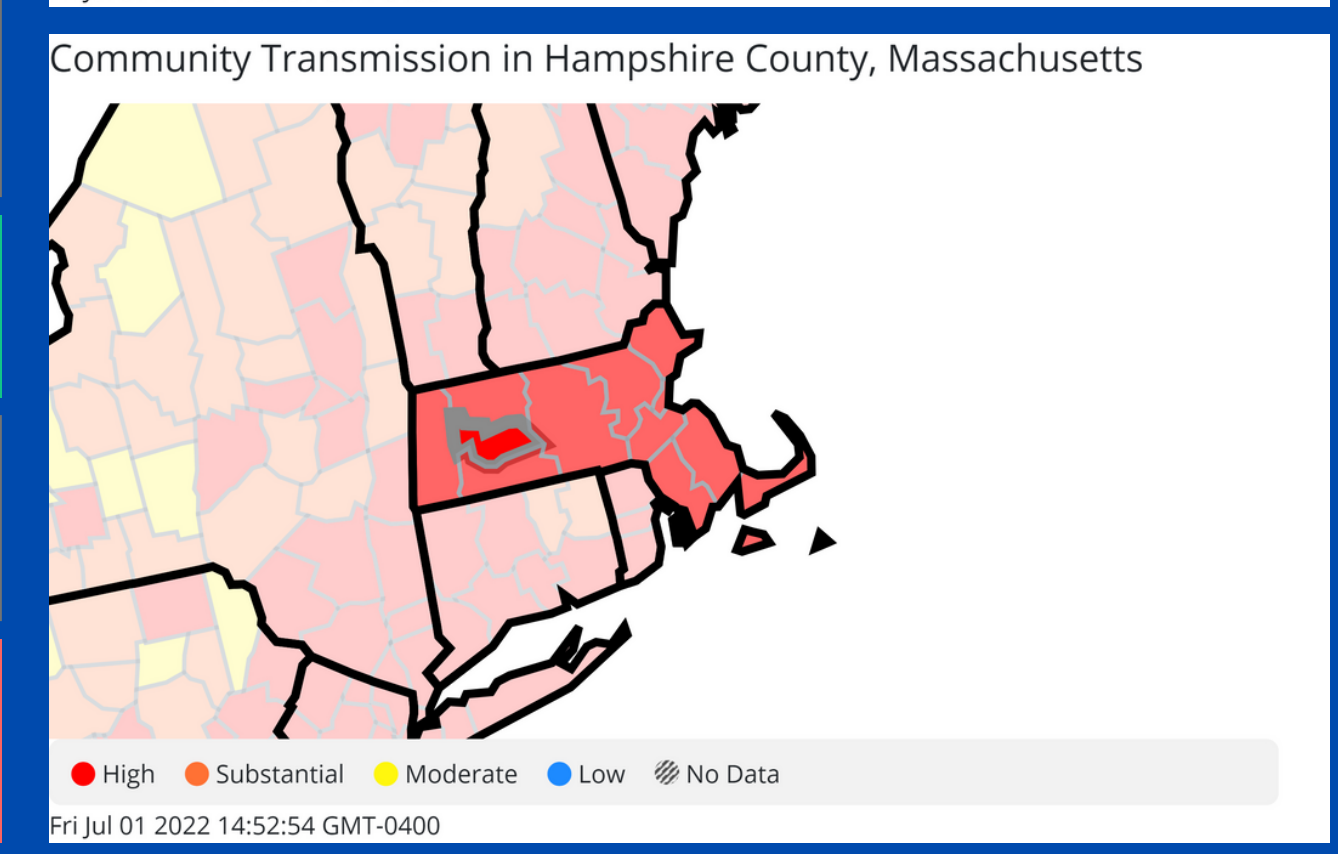
Percent Staffed Inpatient Beds Occupied by COVID+ Inpatients June 23 to June 29	Percent Change in Cases Since Previous 7 Days
3.7%	38% INCREASE

Hampshire County Community Level****

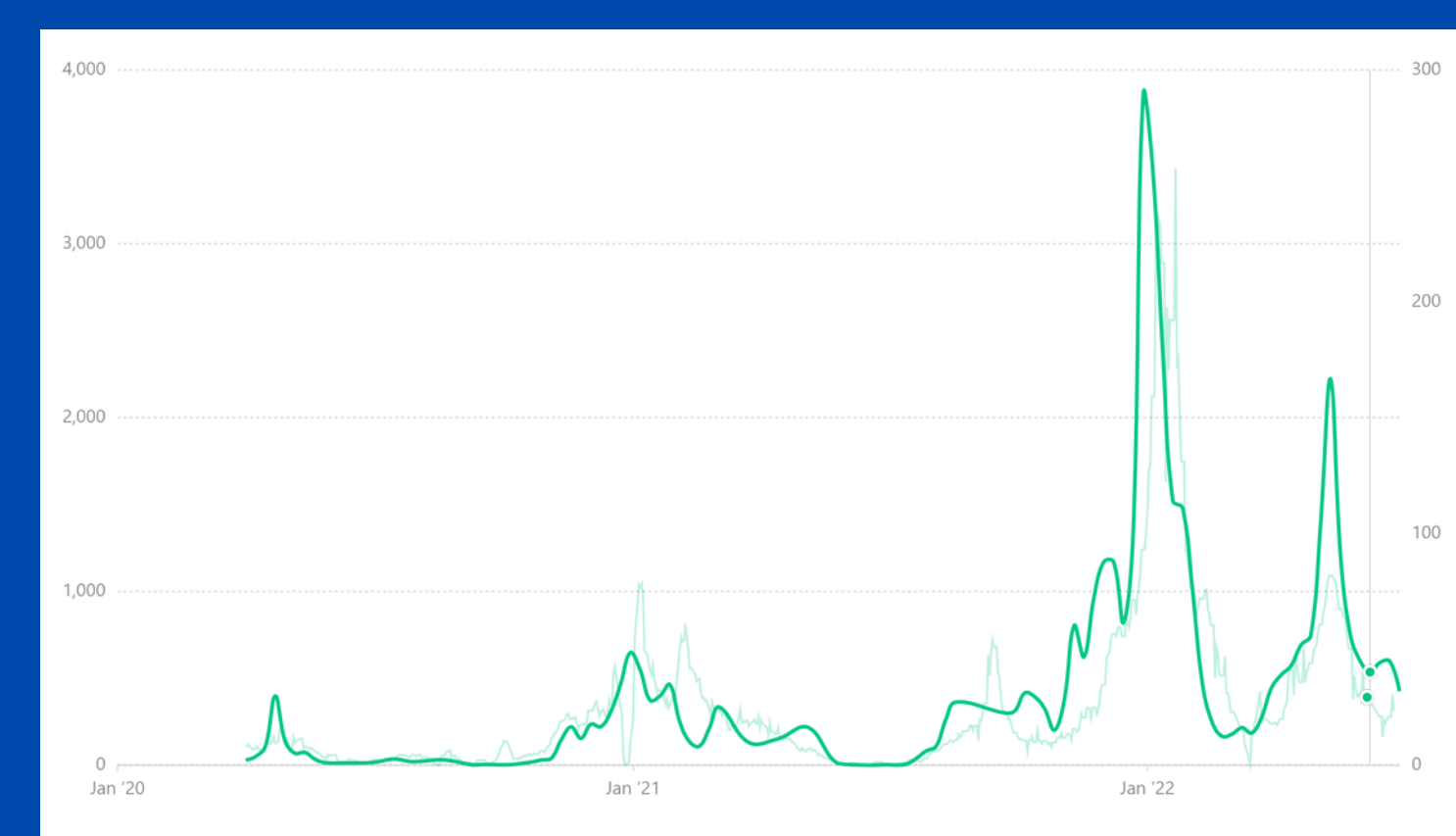
LOW

Community Transmission****

HIGH



Hampshire County COVID Wastewater Surveillance Data*****
June 29, 2022



29% decrease in COVID wastewater levels between June 22 and June 29, 2022

All data are extracted from MAVEN, MDPH, and vitals statistics reporting. Presented data assumes that data sources are current and accurate as of the date they are reported. Data may be underreported or incomplete.

* Home tests are reported in addition to provider-reported cases. Calculated statistics, such as positivity rate and incidence rate, do not include self-tests performed at home or in other settings that are not required by law to report infectious disease results.

** Active cases are cases with reported positive molecular and antigen results, who are currently within their 10-day infectious period. Active Cases do not include at-home self tests.

*** Hospitalization and mortality data is calculated based on clinical data for confirmed, laboratory molecular tested cases of COVID-19 only. Clinical data is drawn from MAVEN surveillance reporting, individual patient report, and vitals statistics. Data may therefore be incomplete. Mortality and hospitalization data includes residents of congregate living facilities who may have had previous or permanent residence in another town/city.

**** Hampshire County Community Level and Community Transmission sourced from the CDC COVID Data Tracker

***** COVID wastewater analysis data and graphics sourced from Biobot (biobot.io/data)