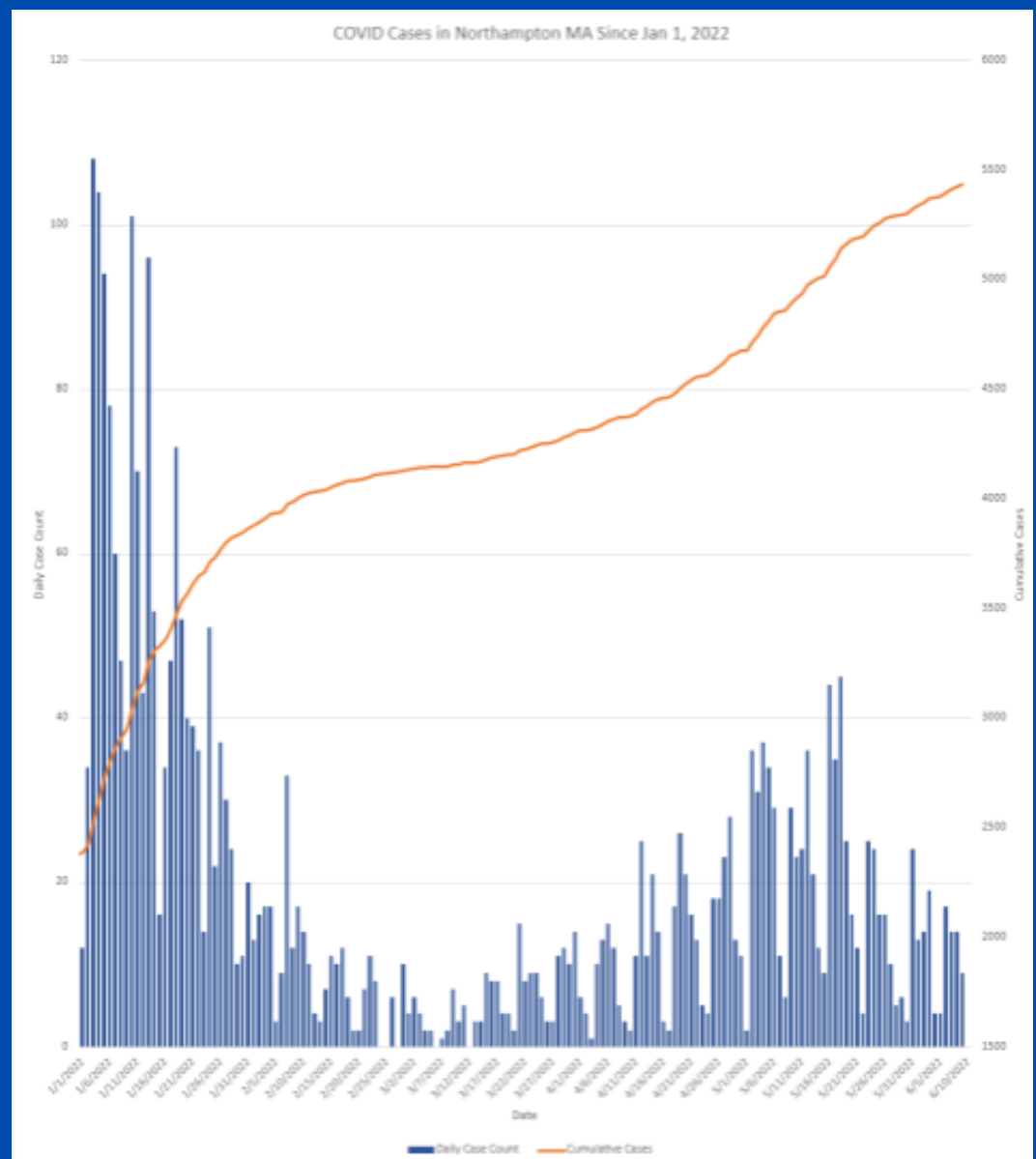


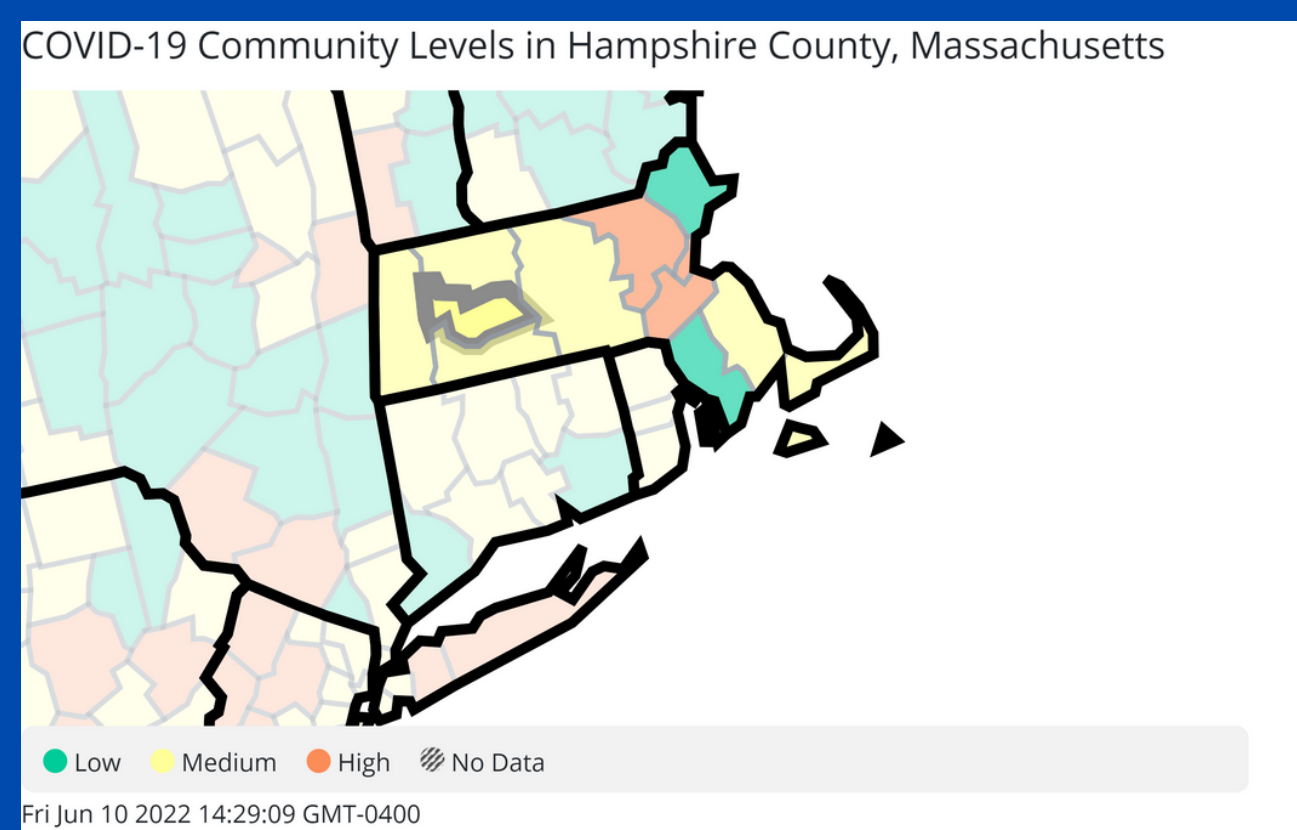
Weekly COVID-19 Dashboard

New Reported Cases in the Past 7 Days June 2 to June 8	7-Day Incident Rate June 2 to June 8	14-Day Percent Positivity June 8, 2022	New Positive Home Tests* June 2 to June 8	Current Active Cases**
86	42 cases per day per 100,000	3.6%	12	108
Percent Change Since Previous 7 Days	New Hospitalizations in the Past 7 Days*** June 2 to June 8	Total COVID-19 Hospitalizations**** 3/1/2020 to 6/10/22	Total Confirmed and Probable Deaths**** 3/1/2020 to 6/10/22	Vaccine Coverage (Primary Series/Booster)
12% Increase	< 5	171	93	81% / 56%



Hampshire County COVID-19 Community Level, Transmission, and Wastewater Surveillance

New Total Cases in Hampshire County June 1 to June 7	Hampshire County Case Rate June 1 to June 7	New COVID Hospitalizations Per 100,000 June 1 to June 7
320	199 cases per 100,000 people	6.2



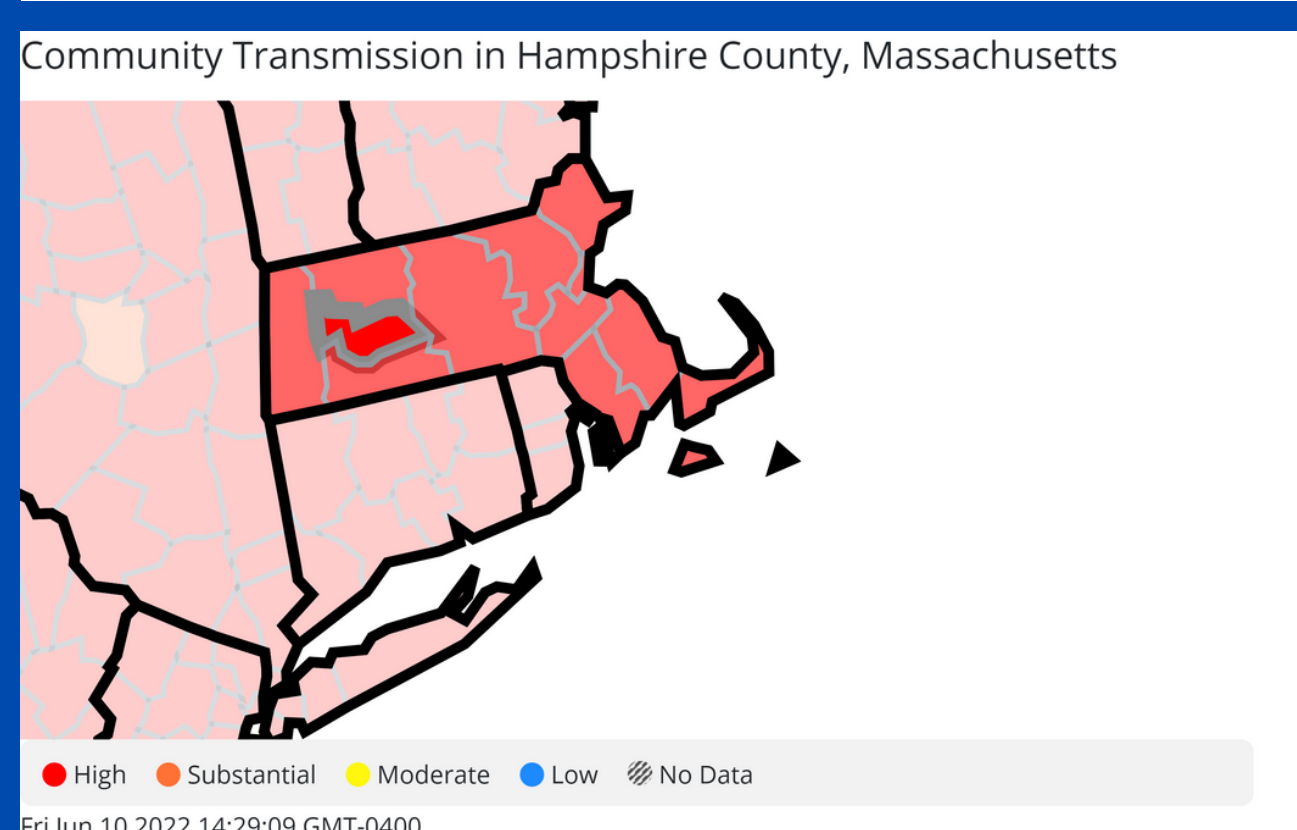
Percent Staffed Inpatient Beds Occupied by COVID+ Inpatients June 7, 2022	Percent Change in Cases Since Previous 7 Days
6.5%	26% decrease

Hampshire County Community Level****

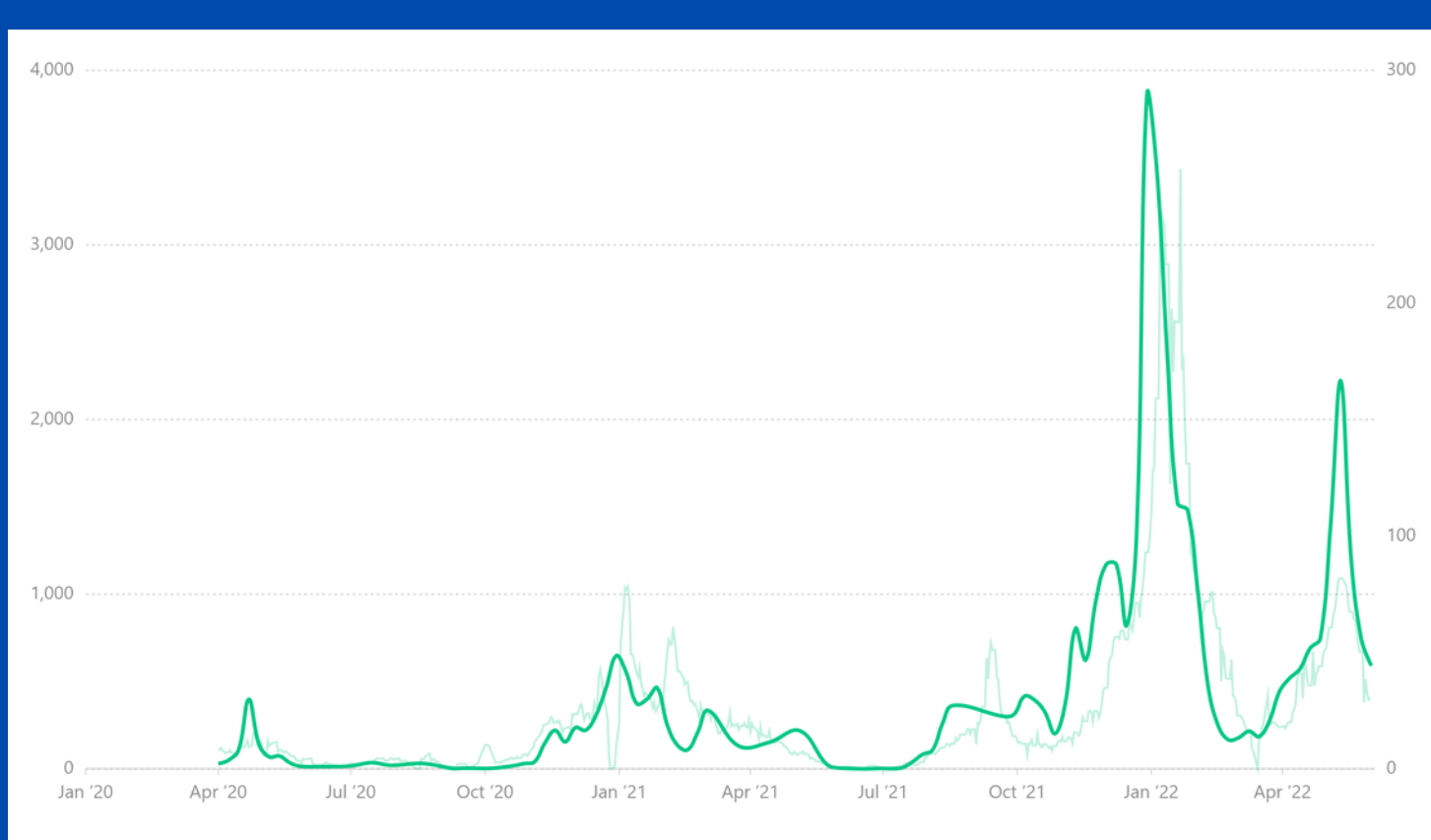
MEDIUM

Community Transmission*****

HIGH



Hampshire County COVID Wastewater Surveillance Data***** June 1, 2022



21% decrease in COVID wastewater levels between May 25 and June 1, 2022

All data are extracted from MAVEN, MDPH, and vitals statistics reporting. Presented data assumes that data sources are current and accurate as of the date they are reported. Data may be underreported or incomplete.

* Home tests are reported in addition to provider-reported cases. Reported cases do not include self-tests performed at home or in other settings that are not required by law to report infectious disease results.

** Active cases are cases with reported positive molecular and antigen results, who are currently within their 10-day infectious period. Active Cases do not include reported at-home self tests.

*** Hospitalization and mortality data is calculated based on clinical data for confirmed, laboratory molecular tested cases of COVID-19 only. Clinical data is drawn from MAVEN surveillance reporting, individual patient report, and vitals statistics. Data may therefore be incomplete. Mortality and hospitalization data includes residents of congregate living facilities who may have had previous or permanent residence in another town/city.

**** Hampshire County Community Level and Community Transmission sourced from the CDC COVID Data Tracker

***** COVID wastewater analysis data and graphics sourced from Biobot (biobot.io/data)