

City of Northampton, MA

Weekly COVID-19 Dashboard

New Reported Cases in the Past 7 Days
5/5/22 to 5/11/22

155**
Data Extracted 5/13/22

7-Day Incidence Rate
5/5/22 to 5/11/22

76 cases per day/ 100,000 people

14-Day Test Positivity Rate
5/5/22 to 5/11/22

Northampton: 2.23%
Massachusetts: 6.35%
Tests in Northampton: 13,188

New Positive Home Tests the Past 7 Days
5/5/22 to 5/11/22

14**

Current Active Cases

266***

Total Confirmed* Cases

3/16/2020 to 5/13/2022

4580

Total Confirmed and Probable Deaths
3/16/20 - 5/13/22

93*****

Total Cases Hospitalized
3/16/20 - 5/13/22

167*****

% Vaccinated Per Capita in Northampton (Primary Series / Booster)

81% / 56%

Updated May 13th, 2022

Hampshire County Community Level
5/5/22 to 5/11/22

MEDIUM

7-Day Case Count:
828

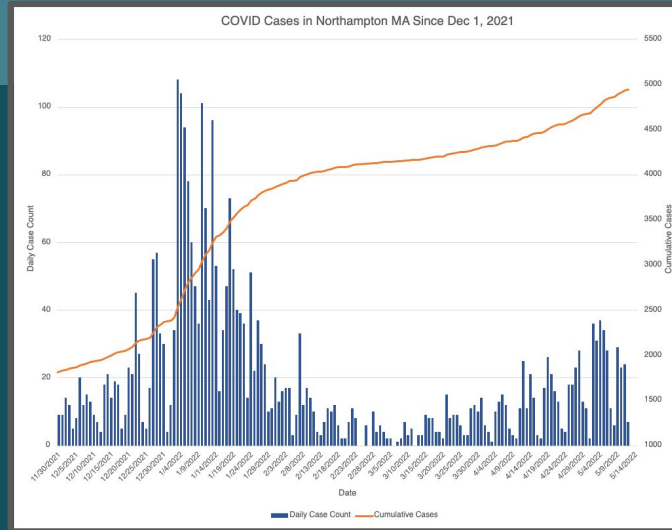
7-Day Case Rate:
515 cases/100,000 people

Percent Change:
42% increase

New COVID Hospitalizations per 100,000 people:
7.3

% Hospital Beds Occupied by COVID Inpatients:
5.1%

Source: CDC COVID Data Tracker

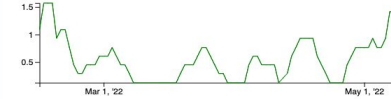


Hospitalizations in Hampshire County

Mon Feb 14 2022 - Wed, May 11th 2022

Use slider to update time series chart

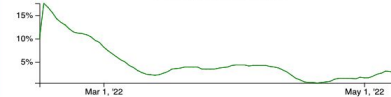
Daily Hospital Admissions - 7-Day Moving Average



Daily % Beds Used



Daily % ICU Beds Used



All data are extracted from MAVEN, MDPH, and vitals statistics reporting. Presented data assumes that data sources are current and accurate as of the date they are reported.

* Confirmed cases are those with reported molecular test (ie. PCR) results. Confirmed cases do not include reported rapid antigen test results.

**Home tests are reported in addition to provider-reported cases. Reported cases do not include self-tests performed at home or in other settings that are not required by law to report infectious diseases.

***Active cases are cases with reported positive molecular and antigen results, who are currently within their 10-day infectious period.

****Hospitalization and mortality data is calculated based on clinical data for confirmed, laboratory molecular tested cases of COVID-19 only. It does not include data extracted from cases with antigen tests, or otherwise probable or suspect cases of COVID-19. Clinical data is drawn from MAVEN surveillance reporting, individual patient report, and vitals statistics. Data may therefore be incomplete. Mortality and hospitalization data includes residents of congregate living facilities who may have had previous or permanent residence in another town/city.