

# NORTHAMPTON, MA COVID-19 Vaccination Dashboard

Population data retrieved from MDPH report.  
Northampton clinic data retrieved from clinic software.  
Updated 4/23/21.

Percentage of  
population  
with at least 1  
dose

**55%**

Total vaccines  
given at  
Northampton  
Regional  
Vaccination Site

**23,731**

*Includes 1st and 2nd Doses*

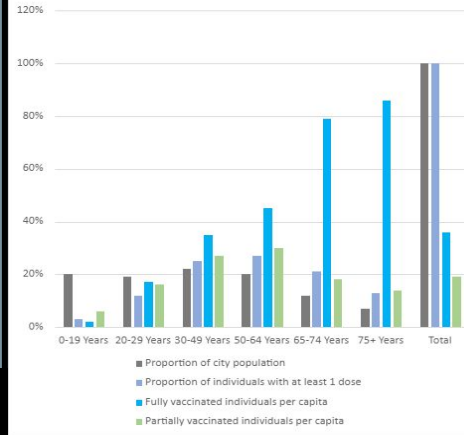
Fully  
vaccinated  
individuals  
per capita

**36%**

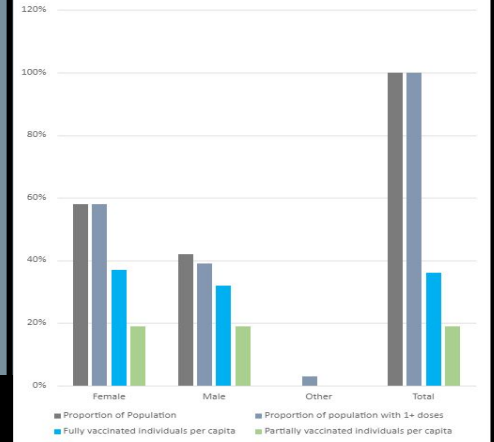
Partially  
vaccinated  
individuals  
per capita

**19%**

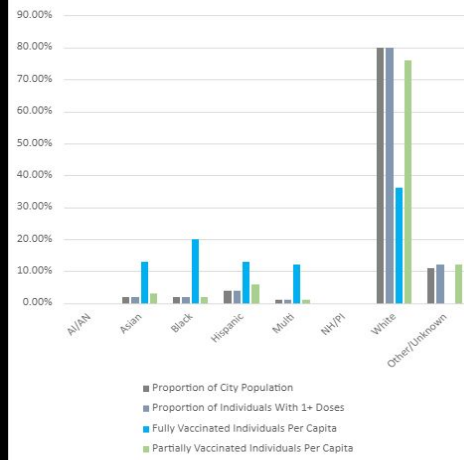
Vaccine Distribution by Age Group



Vaccine Distribution by Sex



Vaccine Distribution by Race/Ethnicity



Vaccine Distribution by Age Group at  
Northampton Regional Vaccination Site

